

REMOTE ACCESS: FACULTIES

Follow following instructions to reach at digital library:

- Central library tab
https://www.bvmengineering.ac.in/Library.aspx?page_id=49

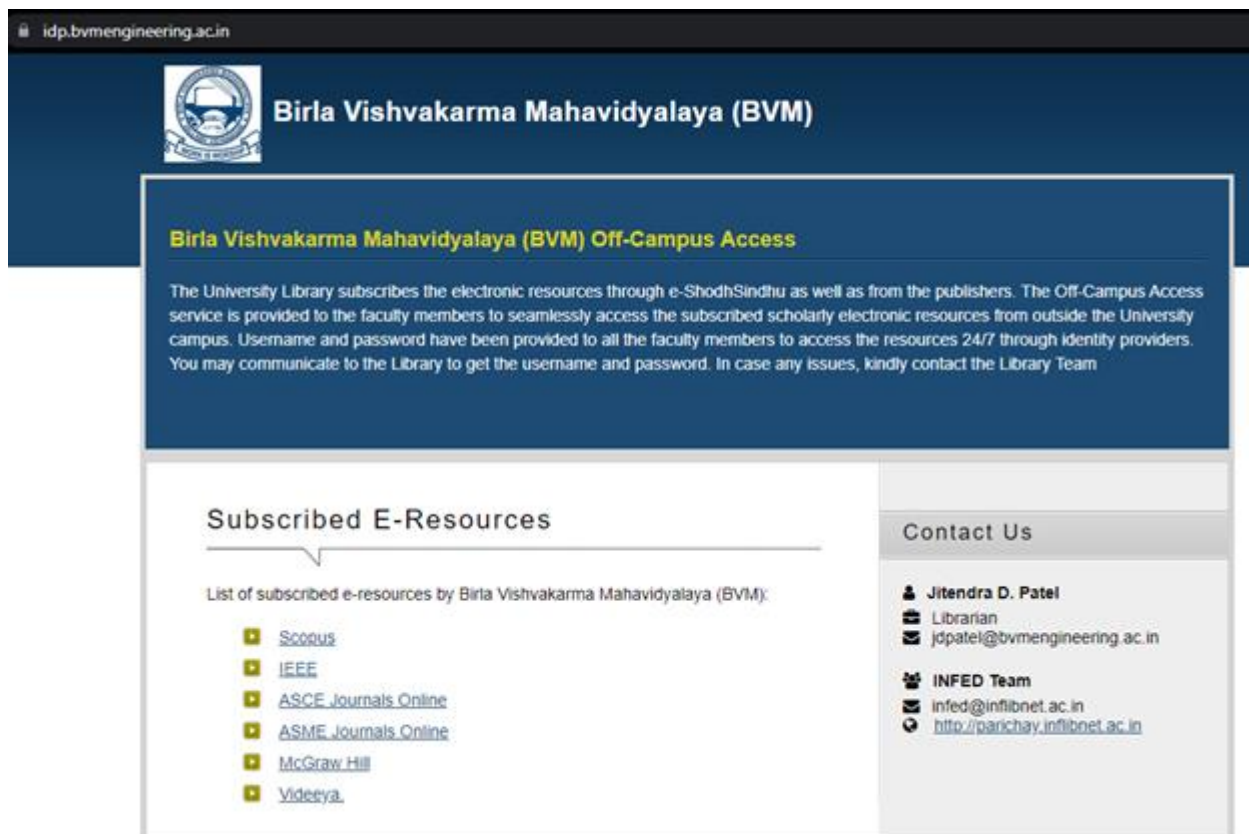
STAFF FACILITY:

Dear faculty members,

We are happy to inform you that BVM has established a remote access facility.

Step1: Kindly refer to the BVM Identity Provider link: <https://idp.bvmengineering.ac.in/>

Step 2: There will be list of subscribed e-resources. Click on the resource that you want to access.



The screenshot displays the BVM Off-Campus Access page. At the top, there is a header with the BVM logo and the text "Birla Vishvakarma Mahavidyalaya (BVM)". Below this, a section titled "Birla Vishvakarma Mahavidyalaya (BVM) Off-Campus Access" provides information about the library's e-resources and off-campus access service. The text states: "The University Library subscribes the electronic resources through e-ShodhSindhu as well as from the publishers. The Off-Campus Access service is provided to the faculty members to seamlessly access the subscribed scholarly electronic resources from outside the University campus. Username and password have been provided to all the faculty members to access the resources 24/7 through identity providers. You may communicate to the Library to get the username and password. In case any issues, kindly contact the Library Team".

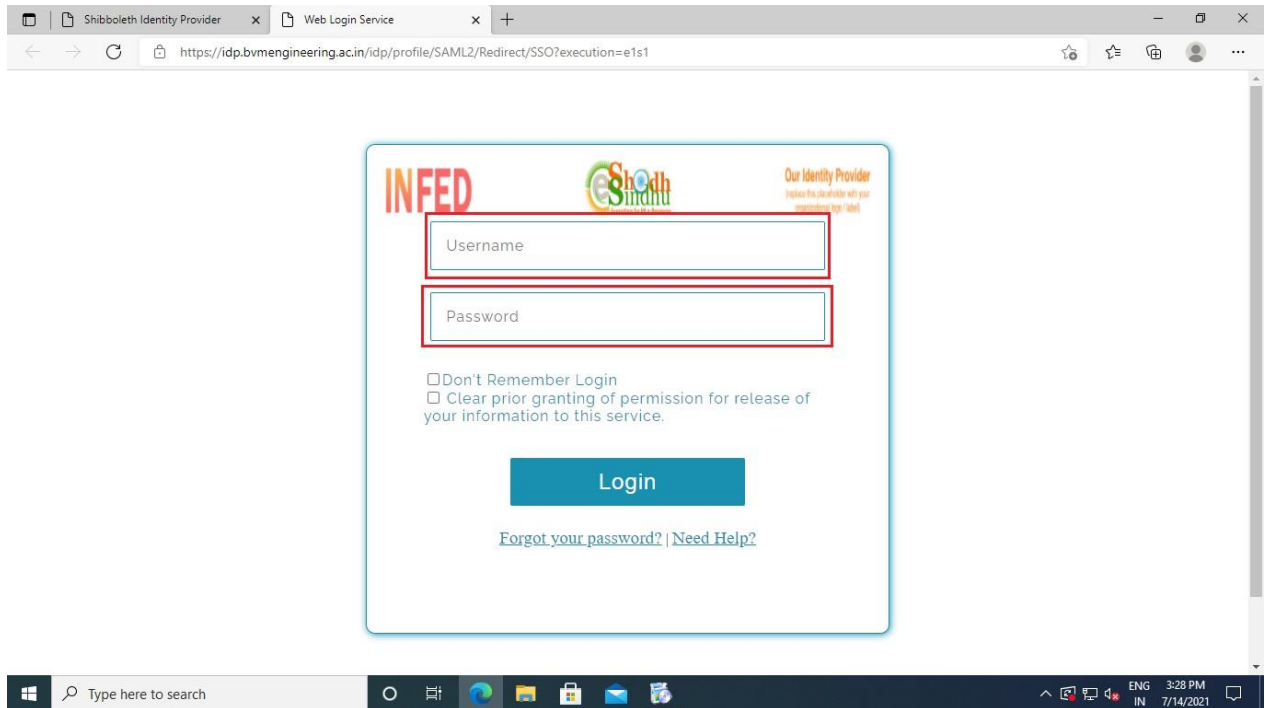
Below the text, there are two columns. The left column is titled "Subscribed E-Resources" and lists the following resources:

- Scopus
- IEEE
- ASCE Journals Online
- ASME Journals Online
- McGraw Hill
- Videeya

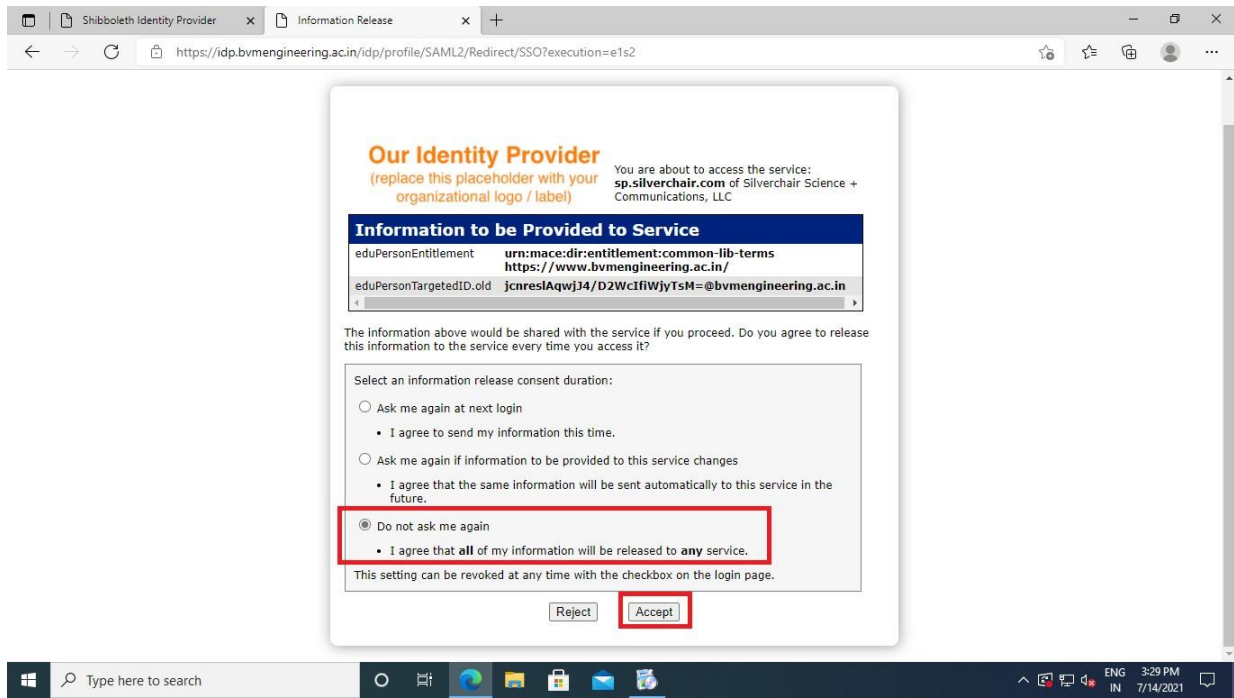
The right column is titled "Contact Us" and provides the following contact information:

- Jitendra D. Patel**
Librarian
jdpatel@bvmengineering.ac.in
- INFED Team**
infed@inlibnet.ac.in
<http://parichay.inlibnet.ac.in>

Step 3: Enter your username and password. Kindly contact Shri J D Patel (Librarian) for username and password information for faculties if any issue.



Step 4: On information release consent page after login, select **do not ask me again** option and click on Accept button.



Note:

The staff can refer all e-resources directly with the process above stated. Only for SCOPUS database follow the pdf attached as “Scopus Email Domain Activation”. The staff of BVM who do not have mail id with bvm domain (__@bvmengineering.ac.in) are informed to contact Prof. Pranay S. Patel (Computer Department, BVM). E-mail: pranay.patel@bvmengineering.ac.in and submit attached Form regarding Email registration.